

FISCAL YEAR 2000 STATISTICS REPORT

This report has three parts: a report of the distribution of data held outside the EOS Core System (ECS), a report of statistics for data held by ECS, and tables, text and graphs combining the statistics available for both groups of data.

Summary

For FY2000, the total number of accesses to the EOSDIS data systems was 3,304,953.

The total number of distinct users, including Web hits as defined by the user email address, was 1,470,240.

The total number of products delivered was 8,138,424. The total volume of data delivered was 110,065,285 MB. For ECS data, one "product" is one granule of data. For data held outside ECS, a "product" is the smallest physically or logically indivisible orderable/deliverable unit of data.

The average delivery time for all data held outside ECS was 3 days. This includes data retrieved via anonymous FTP or via the WWW which are received by the user immediately. For the reporting period, ECS deliveries are overwhelmingly electronic and therefore took less than one day. The average delivery time from ECS for media has not been computed.

The total number of repeat users requesting or retrieving data is 41,383, out of 102,490 users requesting or retrieving data. Repeat users are users who have ordered/received data on more than one date since the start of the statistics collection system with at least one order/receipt during FY2000. The graph of repeat users does not include data for previous fiscal years.

FY00_020101.xls contains tables of FY2000 statistics and graphs comparing FY2000 statistics to previous years and projections for future years. Additional information can be found in the following text and the report tables.

Report of Data Held Outside ECS:

The report of data held outside ECS includes statistics for all pre-Earth Science Enterprise (ESE) data, TRMM data, QuikSCAT data, and Terra CERES data. The Terra CERES data is reported here because it is processed by LaTIS, which was already reporting TRMM CERES data. The report period is October 1, 1999 through September 30, 2000.

The report table is contained in the file fy00_020101.xls.

Report of Data held by ECS

The report of data held by ECS includes statistics for Landsat 7 and Terra data except for Terra CERES data. The report period is February 24,2000 (lens cap off) through September 30, 2000.

It includes the following tables and graphs:

1. Data Ingested by Instrument - number of granules and total volume by instrument and DAAC
2. Data Archived by Instrument - number of granules and total volume by instrument and DAAC
3. Data Retrieved from Archive - number of granules and total volume by instrument and DAAC
4. Data Processed by Instrument - number of granules by instrument and DAAC
5. Distribution to Users - total numbers of orders, requests, granules, files, and total megabytes by DAAC
6. Graph of the Top 10 Data Types

The report is contained in the files edgrs_020501.doc and yearlytop10datatypes.jpg.

Combined Report:

The combined report contains plots, tables, and explanatory text for the statistics on all data distribution to users, since only distribution statistics are collected for data held outside ECS.

Note that for FY00, the statistics on data held outside ECS are reported for the period October 1, 1999 through September 30, 2000 while statistics on data held by ECS are reported for February 24, 2000 (lens cap off) through September 30, 2000.

The report table and graphs are contained in the file fy00_020101.xls.

DEFINITIONS:

Number Of Distinct Users Accessing DAACs:

Distinct means that each unique user is counted exactly one time for the report period. Two different methods are used to determine a distinct user.

The statistics for data held outside ECS determine user identity using the email address. Each unique email address determines a distinct user. If the same email address requests two products, it is reported as one distinct user and as two products delivered. One person can use two different email addresses or two people can use the same email address, but addresses are the only user information available. Users accessing by more than one method or DAAC will be counted for each method and DAAC.

The ECS statistics system uses the user last name as well as the email address to determine a unique user. This is necessary because all user requests for Landsat data at EDC are turned into level 0 requests that are sent to a single email address within EDC.

All accesses to ECS are currently through the EOS Data Gateway (EDG) in order to request data. Those accesses are included in the statistics data reported for data held outside ECS so the total number reported is all users of both systems as determined by email address. Because of the different information available to the two systems, the resulting counts of users cannot be accurately added together or subtracted from each other.

The Total Number of Distinct Users is the sum of the following user categories:

EDG = EOS Data Gateway, including accesses to non-ECS systems and ECS.

Local IMS = local Character User Interface (ChUI) and local Graphical User Interface (GUI) for DAACs that have one

WWW = distinct addresses or user host machine identification per DAAC for the report period. Note that, for the most part, only user host machine identification is available. This includes WAIS logs. This includes general accesses to Web pages maintained at the DAACs. These are users getting general DAAC information as well as users accessing the pages for DAAC catalogs and data.

FTP = distinct addresses per DAAC for the report period.

Off-line = the number of off-line inquiries received. The number of distinct users is not available, but this was added to provide consistency between the items reported under distinct users and number of accesses.

Number Of Accesses:

This is the total number of accesses to data held outside ECS or in ECS systems. Users accessing any system multiple times or by more than one method or DAAC will be counted for each method or DAAC.

All accesses to ECS are currently through the EOS Data Gateway (EDG) in order to request data and cannot be separated from accesses to EDG for data held outside ECS data. There is no separate reporting of accesses (distinguished from data orders) within ECS.

There are several methods of accessing data held outside the ECS data. A description of the computation of accesses for each is:

EDG = a count of all sessions reported by the EOS Data Gateway, including those accessing ECS.

Local IMS = a count of all local ChUI and/or local GUI sessions for the report period, for DAACs that have them.

WWW Inquiries = the sum, over one report period, of the number of distinct users for each day of the report period. This includes WAIS logs. Multiple accesses by the same email address or host on the same day will be counted as one access. This includes general accesses to Web pages maintained at the DAACs.

WWW Data Retrievals = the sum, over one report period, of the number of distinct users for WWW data retrieval for each day of the report period. Multiple accesses by the same email address or host on the same day will be counted as one access.

FTP = the sum, over one report period, of the number of distinct users for each day of the report period. Multiple accesses by the same email address or host on the same day will be counted as one access.

Off-line = a count of all inquiries made through user services personnel or non-automated methods (phone, mail, email, fax, walk-in). Inquiries can be general, about documentation ordering, data and software questions, system usage, requests for inventory searches, or result in referrals to other DAACs or organizations.

Number of Products Delivered:

The number of products delivered is the number of product requests that are identified as completed, or closed and accepted but not completed during the report period. This includes data deliveries on media and data files retrieved by the user via FTP or the WWW.

FISCAL YEAR 2000 STATISTICS REPORT

For ECS, one product is one granule of data. Each product may be delivered to the user either on media or via FTP push or FTP pull.

A product is the smallest physically or logically indivisible orderable/deliverable unit, regardless of how many pieces end up constituting the item. An example of a physically indivisible unit is a CD-ROM. An example of a logically indivisible unit would be a set of files that are determined to be unusable except as a set.

FTP Product Retrievals = number of retrievals ("gets") determined from the anonymous FTP logs for the reporting period.

WWW Product Retrievals = number of WWW retrievals from the WWW logs determined by the DAAC to be actual data for the reporting period.

Volume of Products Delivered

The volume of products delivered is the sum of volumes for all products delivered, in megabytes, for the report period. This includes data deliveries on media and data files retrieved by the user via FTP or the WWW. Volume units are converted from bytes or kilobytes to megabytes or gigabytes using factors of 1024 (Megabytes = Kilobytes/1024, Megabytes = Bytes/1048576, etc.).

Average Delivery Time:

The average delivery time is the average number of days from product request origination to shipping, for products delivered during the report period. The average used is a simple average, not a median, or other.

For the reporting period, ECS deliveries are overwhelmingly electronic and therefore took less than one day. The average delivery time from ECS for media has not been computed.

For data held outside ECS, average delivery time is computed by summing the difference of the request and completion dates included in the SCRS data for media requests, then dividing by the sum of the number of products delivered via media plus data products retrieved via FTP or WWW. The delivery time for FTP or WWW data retrievals is assumed to be 0 days. Requests identified by the DAAC as subscriptions are not counted. When products are requested before they are available, the days are counted from the date the product became available. This is approximate because not all subscriptions are identified as such and product requests that pre-date the availability of the data do not all include that information in the statistics.

Repeat Users:

Repeat Users is a count of the number of distinct users who have ordered/received data on more than one date since the start of the statistics collection system. It is not deemed necessary to distinguish two orders in the same day as a repeat. The two definitions given for distinct users and the combination of EDG data apply here as well.

Characterization of All Users Requesting Products:

User characterization counts each user exactly one time for the report period, based on unique email addresses, for each DAAC contacted. Accesses to ECS data are included in the EDG user statistics data reported for data held outside ECS. All users are those that have been reported in some previous report period plus those who are new for the report period. Addresses identified as staff and user services personnel are not counted. Staff are all users with addresses appearing in the SCRS Points-of-Contact database (POC.DBF) and everyone in the USWG list. Test/developers are all users with killians.gsfc.nasa.gov, killians-e.gsfc.nasa.gov, harp.gsfc.nasa.gov, harp-lite.gsfc.nasa.gov, sprecher.gsfc.nasa.gov, rhine.gsfc.nasa.gov, fake.host, eos.hitc.com, eosdata.gsfc.nasa.gov, or stx.com as an address and everyone in the DAACSE list.

The following user categories are reported separately in each of the user characterization tables:

US Government = all addresses ending in .gov or .mil and all addresses ending in .us and including .gov. or .mil. in the address.

Educational = all addresses ending in .edu or .k12 and all addresses ending in .us and including .edu. or .k12. in the address. These are US addresses.

Commercial = all addresses ending in .com and .net and all addresses ending in .us and including .com. or .net. in the address. These are US addresses.

Non-Profit = all addresses ending in .org and all addresses ending in .us and including .org. in the address. These are US addresses.

Other USA = all addresses ending in 3 letters after the decimal and all addresses ending in .us that are not in the other US categories.

Total US = US government + US educational + US commercial + US nonprofit + US other.

Foreign = all addresses ending in .xx, where .xx is not .us

Unknown = any address that does not fit into the above categories, as well as those that are numeric and cannot be parsed.

FISCAL YEAR 2000 STATISTICS REPORT

Total = the total users for the report period. Total Users = Total US + Foreign + Unknown

These are users who requested products from the DAACs, received files via anonymous FTP from the DAACs, or retrieved data files via WWW from the DAACs. This does not include those making inquiries, either off-line or via WWW, those accessing the DAACs via IMS but not requesting data, and those whose orders were placed before the beginning of the report period. Users using more than one method to obtain data are counted only once.

Characterization of New Users Requesting Products:

New users are those who have never been recorded by the statistics reporting system before this report period. This uses the same descriptions as the Characterization of All Users Requesting Products. Note that, for FY2000, all ECS users are new. The EDG user data reports both data held by ECS and data held outside ECS.

Characterization of Repeat Users Requesting Products:

Repeat users are distinct email addresses who have ordered/received data on more than one date. This uses the same descriptions as the Characterization of All Users Requesting Products. The EDG user data reports both data held by ECS and data held outside ECS.

Total Number of Granules Ingested

ALL DAACs

2000-02-24 -- to -- 2000-09-30

Instrument	EDC	GSFC	LaRC	NSIDC	Totals
ACRIM			11		11
ANCILLARY	2,657	2,177	277		5,111
ASTER	57,861	510			58,371
CERES			2		2
DAO		4,978	313		5,291
FOS		9	450		459
LANDSAT-7	23,135				23,135
MISR			32,044		32,044
MODIS	304,329	162,509	262	161,456	628,556
MOPITT			8,331		8,331
SAGE III			52		52
SPACECRAFT		11,796	6,181		17,977
SYSTEM	7		3		10
Total	387,989	181,979	47,926	161,456	779,350

Total Volume in MBytes Ingested

ALL DAACs

2000-02-24 -- to -- 2000-09-30

Instrument	EDC	GSFC	LaRC	NSIDC	Totals
ACRIM			11		11
ANCILLARY	112,991	19,933	17,973		150,897
ASTER	6,223,056	58,562			6,281,618
CERES			3		3
DAO		518,315	38,337		556,651
FOS		108	429		538
LANDSAT-7	28,772,473				28,772,473
MISR			7,816,299		7,816,299
MODIS	17,942,065	23,144,495	565	1,748,717	42,835,842
MOPITT			61,314		61,314
SAGE III			71		71
SPACECRAFT		51,732	4,311		56,044
SYSTEM			179		179
Total	53,050,585	23,793,145	7,939,493	1,748,717	86,531,941

Total Number of Granules Archived

ALL DAACs

2000-02-24 -- to -- 2000-09-30

Instrument	EDC	GSFC	LaRC	NSIDC	Totals
ACRIM			11		11
ANCILLARY	2,935	6,637	2,896		12,468
ASTER	109,530	510	30	1	110,071
CERES			2		2
DAO		5,176	580		5,756
FOS		9	764		773
LANDSAT-7	89,768				89,768
MISR			212,523		212,523
MODIS	304,433	705,964	481	157,995	1,168,873
MOPITT			8,412		8,412
SAGE III			52		52
SPACECRAFT		24,745	20,241		44,986
SYSTEM	653	4,209	1,165		6,027
Total	507,319	747,250	247,157	157,996	1,659,722

Total Volume in MBytes Archived

ALL DAACs

2000-02-24 -- to -- 2000-09-30

Instrument	EDC	GSFC	LaRC	NSIDC	Totals
ACRIM			11		11
ANCILLARY	146,237	86,680	1,298		234,215
ASTER	7,992,951	61,407	1	5	8,054,364
CERES			3		3
DAO		546,106	91,474		637,580
FOS		114	149		263
LANDSAT-7	30,226,450				30,226,450
MISR			28,186,053		28,186,053
MODIS	18,814,717	83,082,243	1,054	1,786,364	103,684,379
MOPITT			64,689		64,689
SAGE III			75		75
SPACECRAFT		56,730	11,132		67,862
SYSTEM	606	69,367	61,597		131,571
Total	57,180,961	83,902,648	28,417,538	1,786,369	171,287,516

Total Number of Granules Processed

ALL DAACs

2000-02-24 -- to -- 2000-09-30

Instrument	EDC	GSFC	LaRC	NSIDC	Totals
ANCILLARY	351	3,017	503		3,871
ASTER	37,357		6		37,363
DAO		495			495
FOS			51		51
MISR			210,060		210,060
MODIS		550,413			550,413
SPACECRAFT		15,994	8,772		24,766
SYSTEM	27,341	15,542	1,179		44,062
Total	65,049	585,461	220,571		871,081

Total Number of Granules Retrieved from Archive

ALL DAACs

2000-02-24 -- to -- 2000-09-30

Instrument	EDC	GSFC	LaRC	NSIDC	Totals
ANCILLARY	4	22,926	8,847		31,777
ASTER	1,843	915	10	1	2,769
DAO		6,577	976		7,553
FOS		2	1,959		1,961
LANDSAT-7	1,282				1,282
MISR			231,420		231,420
MODIS	3,768	633,905	8	3,964	641,645
MOPITT			16,451		16,451
MULTIPLE	100				100
OTHER	39,402		111	6,932	46,445
SPACECRAFT		18,628	20,024		38,652
SYSTEM	175	4,922	50,922	1	56,020
Total	46,574	687,875	330,728	10,898	1,076,075

Total Volume in MBytes Retrieved from Archive

ALL DAACs

2000-02-24 -- to -- 2000-09-30

Instrument	EDC	GSFC	LaRC	NSIDC	Totals
ANCILLARY	184	207,440	4,114		211,738
ASTER	189,037	104,917	42	5	294,001
DAO		542,055	156,918		698,973
FOS		25	414		439
LANDSAT-7	628,119				628,119
MISR			13,654,629		13,654,629
MODIS	149,697	80,690,441	4	41,590	80,881,732
MOPITT			121,999		121,999
MULTIPLE	8,350				8,350
OTHER	6,638,657		31,516	68,432	6,738,604
SPACECRAFT		12,315	13,377		25,693
SYSTEM	20	104,067	396,555		500,643
Total	7,614,064	81,661,261	14,379,568	110,027	103,764,921

Distribution to Users

ALL DAACs

2000-02-24 -- to -- 2000-09-30

Metrics Provider	# Orders	# Requests	# Granules	# files	# Mbytes
EDC	12,489	12,620	45,752	297,681	7,519,105
GSFC	2,923	2,923	17,964	52,123	3,041,409
LaRC	3,915	3,915	15,012	104,218	2,408,212
NSIDC	416	416	10,521	21,304	109,127
Total	19,743	19,874	89,249	475,326	13,077,853

Notes

This report contains statistics for distribution of EOSDIS data during fiscal year 2000, October 1, 1999 through September 30, 2000. Values for previous fiscal years are taken from previous SCRS Fiscal year summary reports. The fiscal year 1999 summary data has been corrected for an error in the ORNL users requesting products.

Data delivered by ECS to subscriptions has been added to this version of the FY00 report.

Notes on the combined report:

- 1 The EOS Data Gateway (EDG) is used to access data held in ECS and also outside the ECS. No way has been identified to separate the ECS and non-ECS accesses so all EDG statistics are reported under data held outside ECS. This system reports users based on unique email addresses. ECS contains both email addresses and user names so ECS users can be identified by a combination of email address and last name. Since The ECS users are included in the non-ECS total and the computations are different, these two numbers are reported separately and should not be added or subtracted.
- 2 ECS does not report accesses to the system unless a product was requested. Since the only method of access to ECS is the EDG, the total accesses are given by the non-ECS total.
- 3 Data delivered by ECS to subscriptions has been added to this report. All data delivered by ECS to subscribers is reported. We cannot distinguish between different subscription destinations (Its, SCFs, SIPS, DAAC staff, etc.).

Notes on data held outside the EOS Core System (ECS):

This report was generated in January 2001 from data received as of January 3, 2001. It is based on the data in the Statistics Collection and Reporting System (SCRS) data base tables, with some hand entry for GSFC, and GCMD. The format for the report is the same as was used for the September monthly report.

- 1 FTP accesses is the sum, over the year, of distinct users per day for each FTP system.
- 2 WWW accesses is the sum, over the year, of distinct users per day for each WWW system, whether it be a home page or data order site.
- 3 Rejected = number rejected for DAAC error. It does not include cancellations or rejected for user error.
- 4 Successful = completed + rejected for user error. Cancelled product requests are not counted as successful.
- 5 User services personnel, developers, and testers are not included in the user counts. All addresses ending with the following hosts are included in the list of testers/developers: killians.gsfc.nasa.gov, killians-e.gsfc.nasa.gov, eos.hitc.com, harp.gsfc

Notes

- 6 The user characterization report does not include local IMS users, WWW inquiry users, or off-line users making inquiries. It does include anonymous FTP users, customers requesting deliveries in the month of the report, and users retrieving data via WWW.
- 7 Inconsistencies in the ASF volume delivered are due to reports of hard-copy (paper or film) products with non-zero volumes that are the volumes of the digitized data.
- 8 NSIDC statistics do not include the volume delivered except via anonymous FTP.
- 9 The EOS Data Gateway (EDG) is an interface to V0 IMS ordering systems and to ECS. The data reported here includes both accesses to V0 systems and to ECS. The data cannot be separated accurately.
- 10 SEDAC offline product request, tracking and inquiry data has not been received since April 1998.
- 11 ASF offline inquiry data has not been received since June 1999.
- 12 LaRC FTP data have not been received in a usable format since August 1999. LaRC offline inquiry data has not been received since October 1999.
- 13 Most of the ASF FTP log data for April 4 through August 20, 2000 is not reported due to a script error on the FTP server.
- 14 The large volume of data delivered from JPL in June 2000 is due to the release of QuikSCAT data. The large volume of data delivered from GSFC in June 2000 is due to a SeaWiFS reprocessing campaign.
- 15 The usage statistics for the EOS Data Gateway (EDG) client are exaggerated for August and September because four installations were hit by a robot. It is not known how many of the sessions reported were a result of robots.
- 16 These notes list data known to be unavailable for this report (see items above). Changes to the report algorithm since the FY99 report exclude cancelled products from the totals and altered the conversion from kilobytes to megabytes. The effect of these changes on the FY99 report would be a total volume delivered in FY99 of approximately 119,273,000 MB delivered (a decrease of 10,130,000 MB).
- 17 No identical user addresses used the WWW to retrieve products and also used another method to request a product. The number of user addresses requesting or retrieving data from more than one DAAC during the fiscal year is 4,662.
- 18 The average delivery time reported in the detailed table for data held outside ECS is the average delivery time for media products. When Anonymous FTP and data retrievals from the WWW are included, the average is 3 days.

Notes on data held in ECS:

- 1 The report was prepared October 27,2000 using all data received for February 24, 2000 through September 30, 2000.
- 2 It is not possible to calculate the average days from a request for data to the delivery of the data in ECS at this time because the request date field is not accurate.
- 3 One "product" is one granule.

DAAC Fiscal Year 2000 Access Statistics

Number of Distinct Users Accessing DAACs

TITLE	ASF	EDC	GHRC	GSFC	JPL	LARC	NSIDC	ORNL	SEDAC	TOTAL
EDG (users)										41,408
Local IMS (users)	0	0	3,964	0	0	14	0	0	0	3,978
WWW (users)	64,911	152,927	100,390	240,545	151,151	35,711	157,110	73,052	422,616	1,398,413
FTP (users)	203	4,020	1,251	2,898	1,721	2	631	241	1,774	12,741
Off-line (users)	0	4,483	276	0	2,843	0	2,199	3,899	0	13,700
Total (users)	65,114	161,430	105,881	243,443	155,715	35,727	159,940	77,192	424,390	1,470,240

Number of Accesses

TITLE	ASF	EDC	GHRC	GSFC	JPL	LARC	NSIDC	ORNL	SEDAC	TOTAL
EDG (accesses)										264,721
Local IMS (accesses)	0	0	5,070	0	0	20	0	0	0	5,090
WWW Inquiries	127,588	267,189	266,400	477,211	317,533	69,167	294,353	141,850	877,624	2,838,915
WWW Data Retrievals	0	25,976	0	76,187	0	128	0	1,253	21,781	125,325
FTP (accesses)	730	11,385	10,181	15,835	8,830	2	3,263	1,172	5,804	57,202
Off-line (accesses)	0	4,483	276	0	2,843	0	2,199	3,899	0	13,700
Total (accesses)	128,318	309,033	281,927	569,233	329,206	69,317	299,815	148,174	905,209	3,304,953

REQUESTS AND RETRIEVALS

Product Request Tracking and Delivery

TITLE	ASF	EDC	GHRC	GSFC	JPL	LARC	NSIDC	ORNL	SEDAC	TOTAL
Subscriptions Pending	0	0	0	0	0	0	0	0	0	0
New Subscriptions	0	0	117	759,892	7,926	0	0	0	0	767,935
Products Requested	32,092	10,339	818,930	3,873,362	23,275	176,082	1,704	926	0	4,936,710
TOTAL NEW	32,092	10,339	819,047	4,633,254	31,201	176,082	1,704	926	0	5,704,645
Products Delivered	24,196	9,020	626,898	2,458,324	32,027	176,081	1,701	924	0	3,329,171

Request Turnaround

Rejected by User	0	265	0	0	1,921	0	0	0	0	2,186
Average (days)	6	17	16	9	5	2	5	0	0	10
Maximum (days)	905	70	957	944	73	87	172	0	0	957

Anonymous FTP and WWW Retrievals

FTP Product Retrievals	4,543	124,865	898,268	1,634,793	1,058,486	5	104,649	7,552	129,690	3,962,851
WWW Product Retrievals	0	188,305	0	500,468	0	438	0	4,515	69,029	762,755

TOTAL PRODUCTS DELIVERED	28,739	322,190	1,525,166	4,593,585	1,090,513	176,524	106,350	12,991	198,719	8,054,777
--------------------------	--------	---------	-----------	-----------	-----------	---------	---------	--------	---------	-----------

System IMS Sessions Requesting Products

EDG										5,819
-----	--	--	--	--	--	--	--	--	--	-------

Outside ECS

Volume Delivered by DAACs (MB)

TITLE	ASF	EDC	GHRC	GSFC	JPL	LARC	NSIDC	ORNL	SEDAC	TOTAL
FTP (MB)	448,039	0	826,497	2,298,189	37	928,657	0	0	0	4,501,419
Anon FTP (MB)	21,533	813,418	621,122	9,928,306	1,942,990	51	138,211	7,111	81,155	13,553,897
WWW (MB)	0	537,134	0	17,360	0	10	0	150	2,865	557,519
8mm (MB)	750,504	2,196,560	3,200,538	27,407,193	10,952,890	373,426	0	0	0	44,881,111
4mm (MB)	56,948	0	727,466	3,682,742	39,681	43,492	0	0	0	4,550,329
9 track (MB)	0	0	0	0	0	0	0	0	0	0
DLT (MB)	0	0	0	886,909	11,199,937	0	0	0	0	12,086,846
CD ROM (MB)	0	644,251	91,344	928,214	14,367,518	4,208	0	483,983	0	16,519,518
CD Rec (MB)	0	0	0	0	9,402	0	0	0	0	9,402
Floppy (MB)	0	0	0	0	14	0	0	10	0	24
DVD (MB)	0	0	0	0	201,702	0	0	0	0	201,702
Unknown (MB)	528	11,963	0	0	0	547	0	67	0	13,105
Total Digital (MB)	1,277,552	4,203,326	5,466,967	45,148,913	38,714,171	1,350,391	138,211	491,321	84,020	96,874,872

Deliveries by Types (Counts of Products)

TITLE	ASF	EDC	GHRC	GSFC	JPL	LARC	NSIDC	ORNL	SEDAC	TOTAL
FTP Retrievals (products)	11,956	0	76,160	66,432	4	83,179	258	0	0	237,989
Anon FTP Retrievals (products)	4,543	124,865	898,268	1,634,793	1,058,486	5	104,649	7,552	129,690	3,962,851
WWW Retrievals (products)	0	188,305	0	500,468	0	438	0	4,515	69,029	762,755
8mm (products)	11,751	7,699	379,721	1,829,918	4,745	84,354	7	0	0	2,318,195
4mm (products)	481	0	82,253	509,983	121	8,523	0	0	0	601,361
9 track (products)	0	0	0	0	0	0	0	0	0	0
DLT (products)	0	0	0	49,770	354	0	0	0	0	50,124
CD ROM (products)	0	1,272	6,397	376	26,781	10	522	768	0	36,126
CD Rec (products)	0	0	0	0	5	0	0	0	0	5
Floppy (products)	0	0	0	0	2	0	0	23	0	25
DVD (products)	0	0	0	0	15	0	0	0	0	15
Unknown (products)	8	49	82,367	0	0	15	613	132	0	83,184
Total Deliveries (products)	28,739	322,190	1,525,166	4,591,740	1,090,513	176,524	106,049	12,990	198,719	8,052,630

Non-Digital Product Units Delivered by DAACs

TITLE	ASF	EDC	GHRC	GSFC	JPL	LARC	NSIDC	ORNL	SEDAC	TOTAL
Paper	0	0	0	1,845	0	0	301	1	0	2,147
Film	0	0	0	0	0	0	0	0	0	0
Video	0	0	0	0	0	0	0	0	0	0

Volumes Delivered by Request Source (MB)

TITLE	ASF	EDC	GHRC	GSFC	JPL	LARC	NSIDC	ORNL	SEDAC	TOTAL
System IMS (MB)	0	0	159,288	0	0	0	0	0	0	159,288
Local IMS (MB)	0	0	3,105,247	0	0	0	0	0	0	3,105,247
DOTS (MB)	1,256,019	2,852,773	104,211	25,786,369	0	0	0	0	0	29,999,372
E-mail (MB)	0	0	793,895	849,350	12,399,250	0	0	0	0	14,042,495
FAX (MB)	0	0	0	0	0	0	0	0	0	0
Phone (MB)	0	0	181,773	0	113,914	0	0	0	0	295,687
Walk-in (MB)	0	0	183,140	0	841,234	0	0	12,656	0	1,037,030
WWW.(MB)	0	0	0	8,567,529	0	1,350,330	0	471,404	0	10,389,263
Mail (MB)	0	0	0	0	57,412	0	0	0	0	57,412
Subscription (MB)	0	0	318,291	0	23,359,372	0	0	0	0	23,677,663
Unknown.(MB)	0	0	0	0	0	0	0	0	0	0
Anon FTP.(MB)	21,533	813,418	621,122	9,928,306	1,942,990	51	138,211	7,111	81,155	13,553,897
WWW Retrievals (MB)	0	537,134	0	17,360	0	10	0	150	2,865	557,519
Total Volume (MB)	1,277,552	4,203,325	5,466,967	45,148,914	38,714,172	1,350,391	138,211	491,321	84,020	96,874,873

Deliveries by Request Source

TITLE	ASF	EDC	GHRC	GSFC	JPL	LARC	NSIDC	ORNL	SEDAC	TOTAL
System IMS (counts)	0	0	5,412	0	0	0	0	0	0	5,412
Local IMS (counts)	0	0	424,854	0	0	0	0	0	0	424,854
DOTS (counts)	24,196	9,020	12,594	1,942,668	0	0	0	0	0	1,988,478
E-mail (counts)	0	0	93,770	49,016	21,961	0	586	0	0	165,333
FAX (counts)	0	0	0	0	0	0	23	0	0	23
Phone (counts)	0	0	13,030	0	211	0	47	1	0	13,289
Walk-in (counts)	0	0	3,721	0	1,689	0	937	11	0	6,358
WWW (counts)	0	0	0	466,640	0	176,081	0	912	0	643,633
Mail (counts)	0	0	0	0	107	0	108	0	0	215
Subscription (counts)	0	0	73,517	0	8,059	0	0	0	0	81,576
Unknown.(counts)	0	0	0	0	0	0	0	0	0	0
Anon FTP Retrievals.(counts)	4,543	124,865	898,268	1,634,793	1,058,486	5	104,649	7,552	129,690	3,962,851
WWW Retrievals.(counts)	0	188,305	0	500,468	0	438	0	4,515	69,029	762,755
Total Deliveries.(counts)	28,739	322,190	1,525,166	4,593,585	1,090,513	176,524	106,350	12,991	198,719	8,054,777

NEW USERS REQUESTING AND RETRIEVING PRODUCTS

New Users Requesting Products Via IMS, Off-line, or WWW Order System, or Retrieving Via FTP

TITLE	ASF	EDC	GHRC	GSFC	JPL	LARC	NSIDC	ORNL	SEDAC	GCMD	TOTAL
US Government	10	199	232	429	602	30	103	14	31	0	1,650
Educational	57	349	135	515	892	31	260	71	306	0	2,616
Commercial	28	968	76	468	7,882	12	163	69	475	0	10,141
Non-Profit	2	85	5	39	169	2	17	5	66	0	390
Other USA	2	49	122	42	81	1	5	4	26	0	332
Total USA	99	1,650	570	1,493	9,626	76	548	163	904	0	15,129
Foreign	35	1,602	237	996	2,424	38	257	160	381	0	6,130
Unknown	21	365	334	189	270	1	54	17	124	0	1,375
Total	155	3,617	1,141	2,678	12,320	115	859	340	1,409	0	22,634

New Users Retrieving Via WWW

TITLE	ASF	EDC	GHRC	GSFC	JPL	LARC	NSIDC	ORNL	SEDAC	GCMD	TOTAL
US Government	0	52	0	781	0	3	0	13	125	0	974
Educational	0	204	0	3,021	0	3	0	46	2,486	0	5,760
Commercial	0	826	0	11,838	0	11	0	185	5,432	0	18,292
Non-Profit	0	19	0	218	0	0	0	1	140	0	378
Other USA	0	10	0	143	0	0	0	3	109	0	265
Total USA	0	1,111	0	16,001	0	17	0	248	8,292	0	25,669
Foreign	0	795	0	7,944	0	3	0	159	687	0	9,588
Unknown	0	9,064	0	8,299	0	4	0	163	2,840	0	20,370
Total	0	10,970	0	32,244	0	24	0	570	11,819	0	55,627

New Users Requesting or Retrieving Products - Union of Above

TITLE	ASF	EDC	GHRC	GSFC	JPL	LARC	NSIDC	ORNL	SEDAC	GCMD	TOTAL
US Government	10	251	232	1,210	602	33	103	27	156	0	2,624
Educational	57	553	135	3,536	892	34	260	117	2,792	0	8,376
Commercial	28	1,794	76	12,306	7,882	23	163	254	5,907	0	28,433
Non-Profit	2	104	5	257	169	2	17	6	206	0	768
Other USA	2	59	122	185	81	1	5	7	135	0	597
Total USA	99	2,761	570	17,494	9,626	93	548	411	9,196	0	40,798
Foreign	35	2,397	237	8,940	2,424	41	257	319	1,068	0	15,718
Unknown	21	9,429	334	8,488	270	5	54	180	2,964	0	21,745
Total	155	14,587	1,141	34,922	12,320	139	859	910	13,228	0	78,261

ALL USERS REQUESTING AND RETRIEVING PRODUCTS

All Users Requesting Products Via IMS, Off-line, or WWW Order System, or Retrieving Via FTP

TITLE	ASF	EDC	GHRC	GSFC	JPL	LARC	NSIDC	ORNL	SEDAC	GCMD	TOTAL
US Government	30	263	320	602	734	65	147	20	45	0	2,226
Educational	108	474	191	730	1,075	60	396	96	373	0	3,503
Commercial	47	1,164	107	585	8,116	16	193	91	579	0	10,898
Non-Profit	4	112	5	51	184	2	20	6	79	0	463
Other USA	3	57	127	46	88	1	6	4	32	0	364
Total USA	192	2,070	750	2,014	10,197	144	762	217	1,108	0	17,454
Foreign	66	1,972	321	1,368	2,764	64	369	202	493	0	7,619
Unknown	49	476	416	288	360	1	94	43	173	0	1,900
Total	307	4,518	1,487	3,670	13,321	209	1,225	462	1,774	0	26,973

All Users Retrieving Via WWW

TITLE	ASF	EDC	GHRC	GSFC	JPL	LARC	NSIDC	ORNL	SEDAC	GCMD	TOTAL
US Government	0	152	0	1,704	0	11	0	23	224	0	2,114
Educational	0	405	0	4,835	0	13	0	90	3,563	0	8,906
Commercial	0	1,257	0	14,498	0	27	0	246	6,743	0	22,771
Non-Profit	0	39	0	352	0	0	0	3	240	0	634
Other USA	0	16	0	238	0	0	0	4	193	0	451
Total USA	0	1,869	0	21,627	0	51	0	366	10,963	0	34,876
Foreign	0	1,372	0	11,411	0	18	0	246	1,083	0	14,130
Unknown	0	12,245	0	10,436	0	10	0	203	3,617	0	26,511
Total	0	15,486	0	43,474	0	79	0	815	15,663	0	75,517

All Users Requesting or Retrieving Products - Union of Above

TITLE	ASF	EDC	GHRC	GSFC	JPL	LARC	NSIDC	ORNL	SEDAC	GCMD	TOTAL
US Government	30	415	320	2,306	734	76	147	43	269	15,573	19,913
Educational	108	879	191	5,565	1,075	73	396	186	3,936	17,496	29,905
Commercial	47	2,421	107	15,083	8,116	43	193	337	7,322	87,860	121,529
Non-Profit	4	151	5	403	184	2	20	9	319	1,958	3,055
Other USA	3	73	127	284	88	1	6	8	225	0	815
Total USA	192	3,939	750	23,641	10,197	195	762	583	12,071	122,887	175,217
Foreign	66	3,344	321	12,779	2,764	82	369	448	1,576	50,335	72,084
Unknown	49	12,721	416	10,724	360	11	94	246	3,790	44,630	73,041
Total	307	20,004	1,487	47,144	13,321	288	1,225	1,277	17,437	217,852	320,342

REPEAT USERS REQUESTING AND RETRIEVING PRODUCTS

Repeat Users Requesting Products Via IMS, Off-line, or WWW Order System, or Retrieving Via FTP

TITLE	ASF	EDC	GHRC	GSFC	JPL	LARC	NSIDC	ORNL	SEDAC	GCMD	TOTAL
US Government	26	116	130	332	233	50	68	8	24	0	987
Educational	75	192	86	421	323	40	188	44	107	0	1,476
Commercial	23	436	54	210	381	7	57	46	192	0	1,406
Non-Profit	3	46	2	27	27	1	6	3	25	0	140
Other USA	2	16	11	8	13	0	1	2	11	0	64
Total USA	129	806	283	998	977	98	320	103	359	0	4,073
Foreign	40	779	128	720	583	41	152	74	197	0	2,714
Unknown	31	200	115	153	142	0	47	31	70	0	789
Total	200	1,785	526	1,871	1,702	139	519	208	626	0	7,576

Repeat Users Retrieving Via WWW

TITLE	ASF	EDC	GHRC	GSFC	JPL	LARC	NSIDC	ORNL	SEDAC	GCMD	TOTAL
US Government	0	125	0	1,256	0	11	0	19	152	0	1,563
Educational	0	276	0	2,751	0	11	0	66	1,725	0	4,829
Commercial	0	610	0	4,705	0	20	0	109	2,183	0	7,627
Non-Profit	0	23	0	210	0	0	0	3	146	0	382
Other USA	0	10	0	151	0	0	0	2	126	0	289
Total USA	0	1,044	0	9,073	0	42	0	199	4,332	0	14,690
Foreign	0	817	0	5,408	0	16	0	134	554	0	6,929
Unknown	0	5,998	0	4,589	0	7	0	117	1,477	0	12,188
Total	0	7,859	0	19,070	0	65	0	450	6,363	0	33,807

Repeat Users Requesting or Retrieving Products - Union of Above

TITLE	ASF	EDC	GHRC	GSFC	JPL	LARC	NSIDC	ORNL	SEDAC	GCMD	TOTAL
US Government	26	241	130	1,588	233	61	68	27	176	0	2,550
Educational	75	468	86	3,172	323	51	188	110	1,832	0	6,305
Commercial	23	1,046	54	4,915	381	27	57	155	2,375	0	9,033
Non-Profit	3	69	2	237	27	1	6	6	171	0	522
Other USA	2	26	11	159	13	0	1	4	137	0	353
Total USA	129	1,850	283	10,071	977	140	320	302	4,691	0	18,763
Foreign	40	1,596	128	6,128	583	57	152	208	751	0	9,643
Unknown	31	6,198	115	4,742	142	7	47	148	1,547	0	12,977
Total	200	9,644	526	20,941	1,702	204	519	658	6,989	0	41,383

START 10/01/1999
STOP 09/30/2000

DAAC Fiscal Year 2000 Access Statistics for ECS and Non-ECS Held Data

Number of Distinct Users Accessing DAACs

TITLE	ASF	EDC	GHRC	GSFC	JPL	LARC	NSIDC	ORNL	SEDAC	TOTAL
Email Address Total (users)	65,114	161,430	105,881	243,443	155,715	35,727	159,940	77,192	424,390	1,470,240
ECS Total (users)		1,372		331		110	52			1,865

Number of Accesses

TITLE	ASF	EDC	GHRC	GSFC	JPL	LARC	NSIDC	ORNL	SEDAC	TOTAL
Total (accesses)	128,318	309,033	281,927	569,233	329,206	69,317	299,815	148,174	905,209	3,304,953

REQUESTS AND RETRIEVALS

Product Request Tracking and Delivery

TITLE	ASF	EDC	GHRC	GSFC	JPL	LARC	NSIDC	ORNL	SEDAC	TOTAL
ECS Requests		12,671		2,604		2,463	85			17,823
ECS Products to End Users		45,752		18,357		15,012	10,521			89,642
ECS Products to Subscribers		822		669,518		315,716	377			986,433
Total ECS Products Delivered		46,574		687,875		330,728	10,898			1,076,075
Non-ECS New Subscriptions	0	0	117	759,892	7,926	0	0	0	0	767,935
Non-ECS Products Requested	32,092	10,339	818,930	3,873,362	23,275	176,082	1,704	926	0	4,936,710
Non-ECS TOTAL Requests	32,092	10,339	819,047	4,633,254	31,201	176,082	1,704	926	0	5,704,645
Non_ECS Products Delivered	24,196	9,020	626,898	2,458,324	32,027	176,081	1,701	924	0	3,329,171

Media Request Turnaround for Data Held Outside ECS

TITLE	ASF	EDC	GHRC	GSFC	JPL	LARC	NSIDC	ORNL	SEDAC	TOTAL
Rejected by User	0	265	0	0	1,921	0	0	0	0	2,186
Average (days)	6	17	16	9	5	2	5	0	0	10
Maximum (days)	905	70	957	944	73	87	172	0	0	957

Anonymous FTP and WWW Retrievals of Data Held Outside ECS

TITLE	ASF	EDC	GHRC	GSFC	JPL	LARC	NSIDC	ORNL	SEDAC	TOTAL
FTP Product Retrievals	4,543	124,865	898,268	1,634,793	1,058,486	5	104,649	7,552	129,690	3,962,851
WWW Product Retrievals	0	188,305	0	500,468	0	438	0	4,515	69,029	762,755
TOTAL PRODUCTS DELIVERED	28,739	368,764	1,525,166	5,281,460	1,090,513	507,252	117,248	12,991	198,719	9,130,852

Combined

System IMS Sessions Requesting Products

EDG

--	--	--	--	--	--	--	--	--

5,819

Volume Delivered by DAACs (MB)

TITLE	ASF	EDC	GHRC	GSFC	JPL	LARC	NSIDC	ORNL	SEDAC	TOTAL
ECS to End Users (MB)		7,519,105		3,085,156		2,408,212	109,127			13,121,599
ECS to Subscribers (MB)		94,959		78,576,105		11,971,356	900			90,643,322
Total ECS Volume (MB)		7,614,064		81,661,261		14,379,568	110,027			103,764,921
Non-ECS (MB)	1,277,552	4,203,326	5,466,967	45,148,913	38,714,171	1,350,391	138,211	491,321	84,020	96,874,872
Total Volume Delivered (MB)	1,277,552	4,298,285	5,466,967	123,725,018	38,714,171	13,321,747	139,111	491,321	84,020	304,404,714

Non-Digital Product Units Delivered by DAACs

TITLE	ASF	EDC	GHRC	GSFC	JPL	LARC	NSIDC	ORNL	SEDAC	TOTAL
Paper	0	0	0	1,845	0	0	301	1	0	2,147
Film	0	0	0	0	0	0	0	0	0	0
Video	0	0	0	0	0	0	0	0	0	0

NEW USERS REQUESTING AND RETRIEVING PRODUCTS

TITLE	ASF	EDC	GHRC	GSFC	JPL	LARC	NSIDC	ORNL	SEDAC	GCMD	TOTAL
Email Address Total (users)	155	14,587	1,141	34,922	12,320	139	859	910	13,228		78,261
ECS Total (users)		1,129		185		50	34				1,398

ALL USERS REQUESTING AND RETRIEVING PRODUCTS

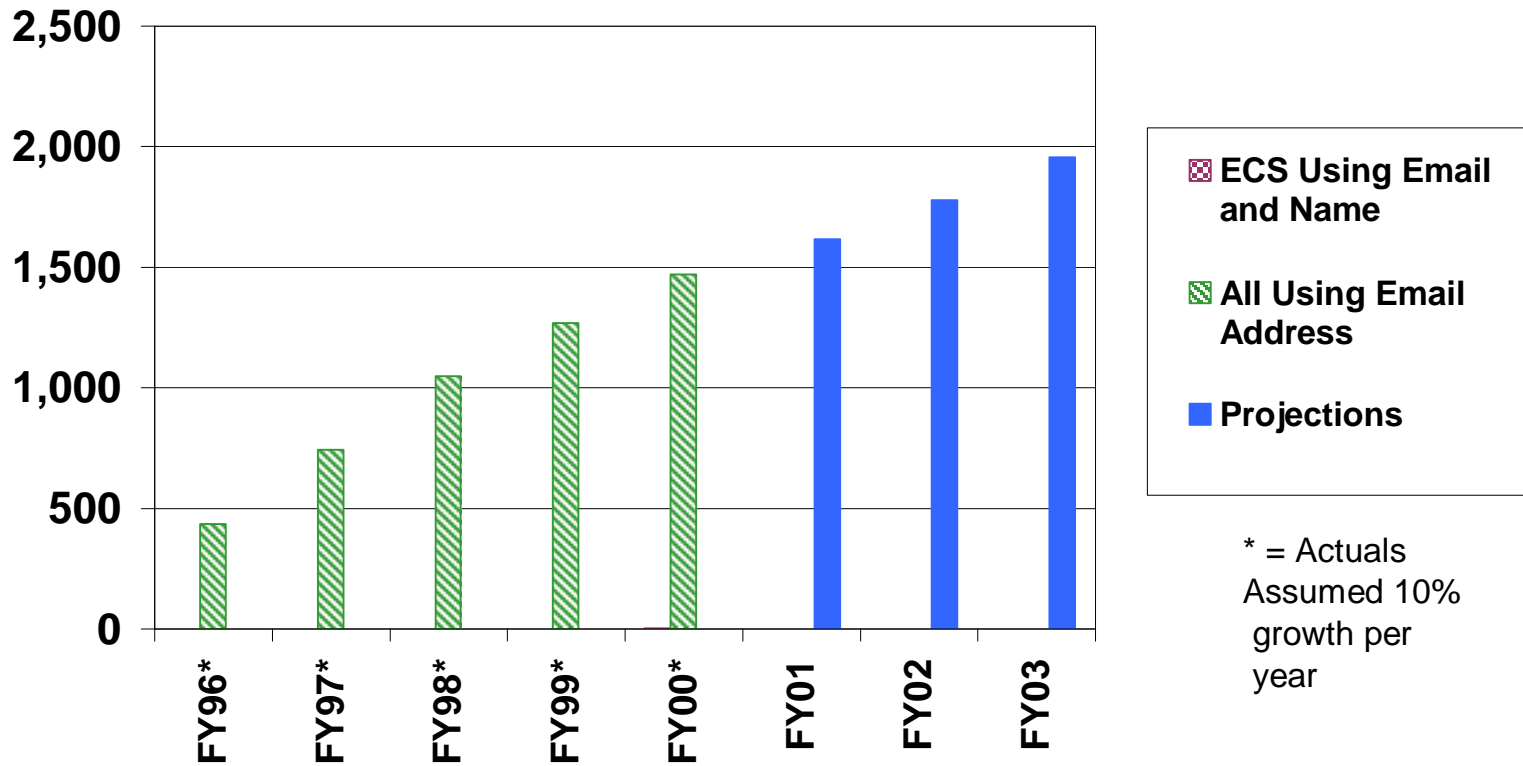
TITLE	ASF	EDC	GHRC	GSFC	JPL	LARC	NSIDC	ORNL	SEDAC	GCMD	TOTAL
Email Address Total (users)	307	20,004	1,487	47,144	13,321	288	1,225	1,277	17,437	217,852	320,342
ECS Total (users)		1,372		331		110	52				1,865

REPEAT USERS REQUESTING AND RETRIEVING PRODUCTS

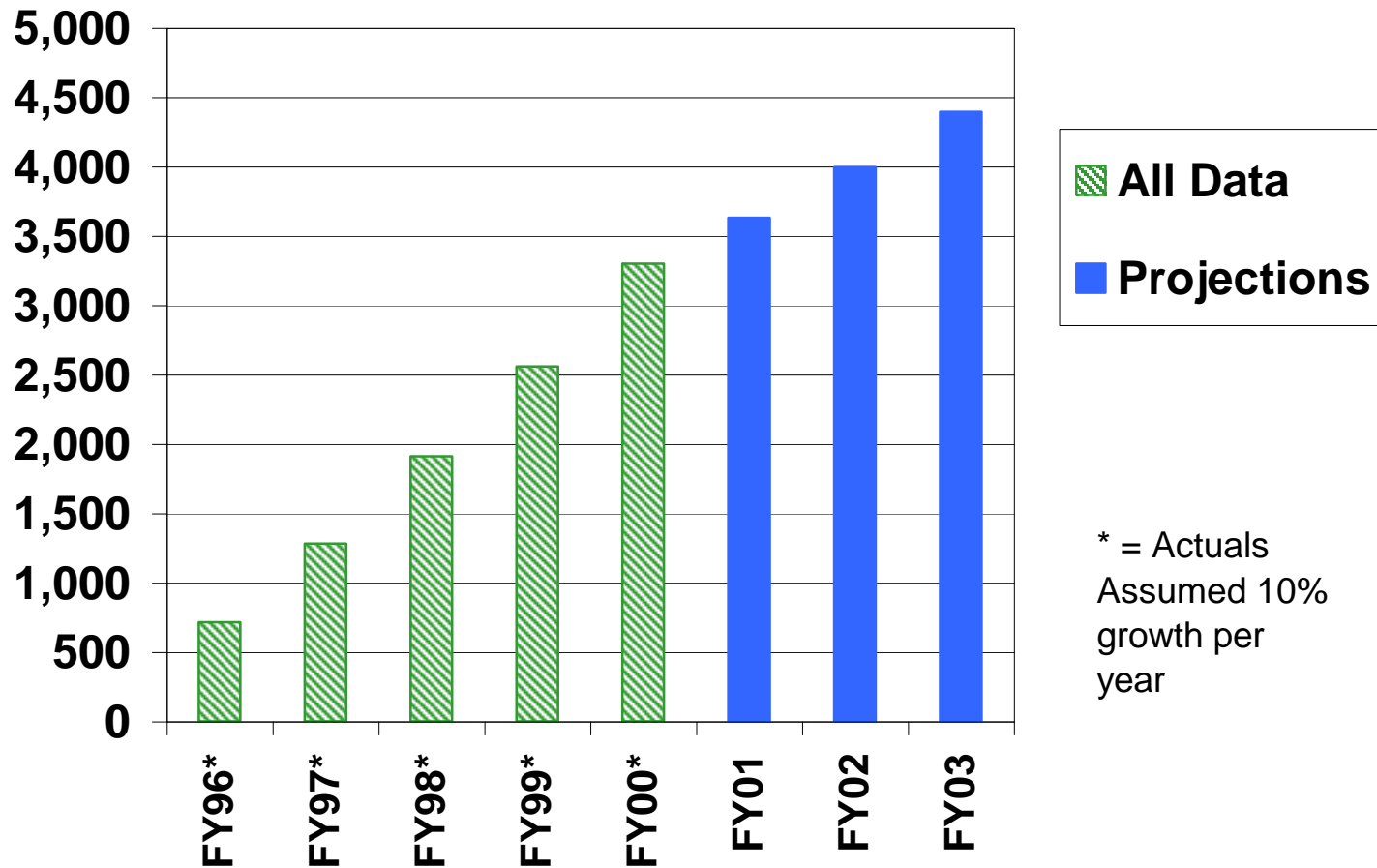
TITLE	ASF	EDC	GHRC	GSFC	JPL	LARC	NSIDC	ORNL	SEDAC	GCMD	TOTAL
Email Address Total (users)	200	9,644	526	20,941	1,702	204	519	658	6,989		41,383
ECS Total (users)		603		231		82	29				945

START 10/01/1999
STOP 09/30/2000

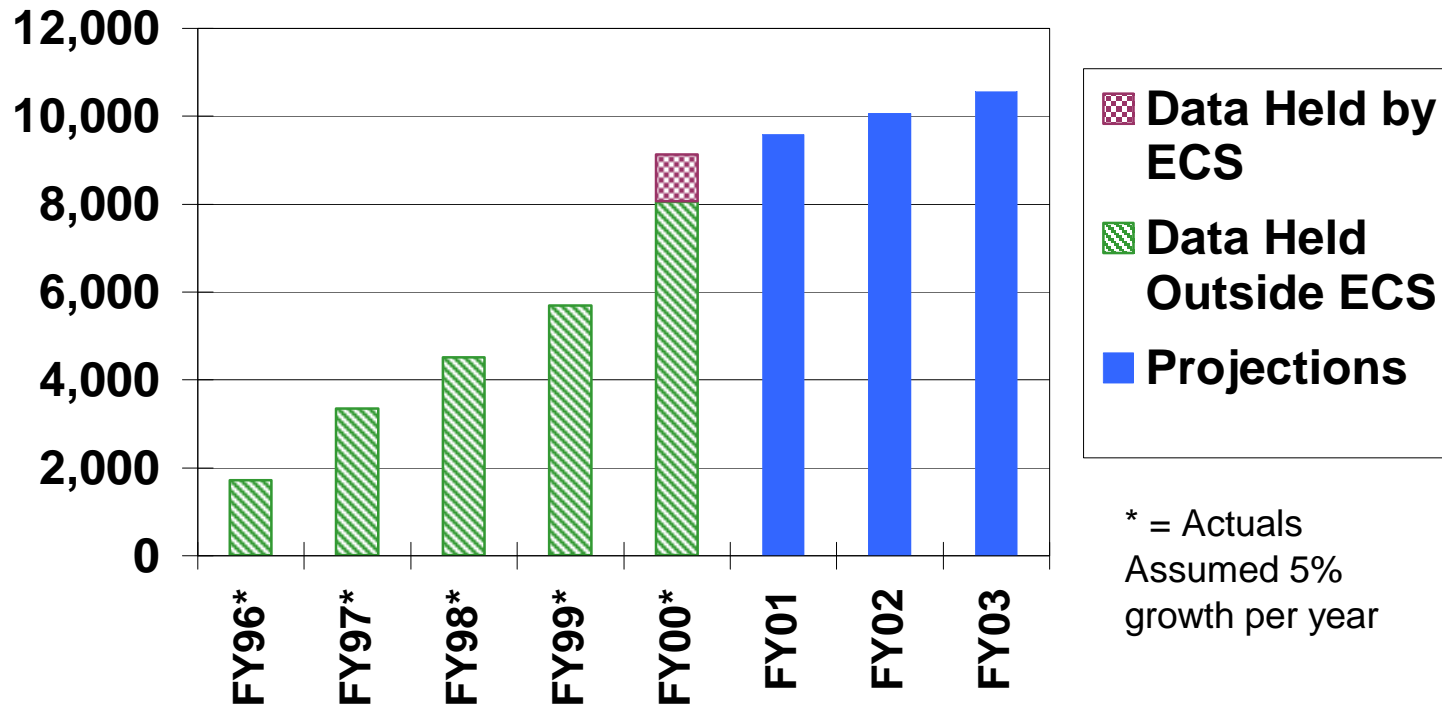
Number of Distinct Users Accessing the DAACs Including Web Hits (in thousands)



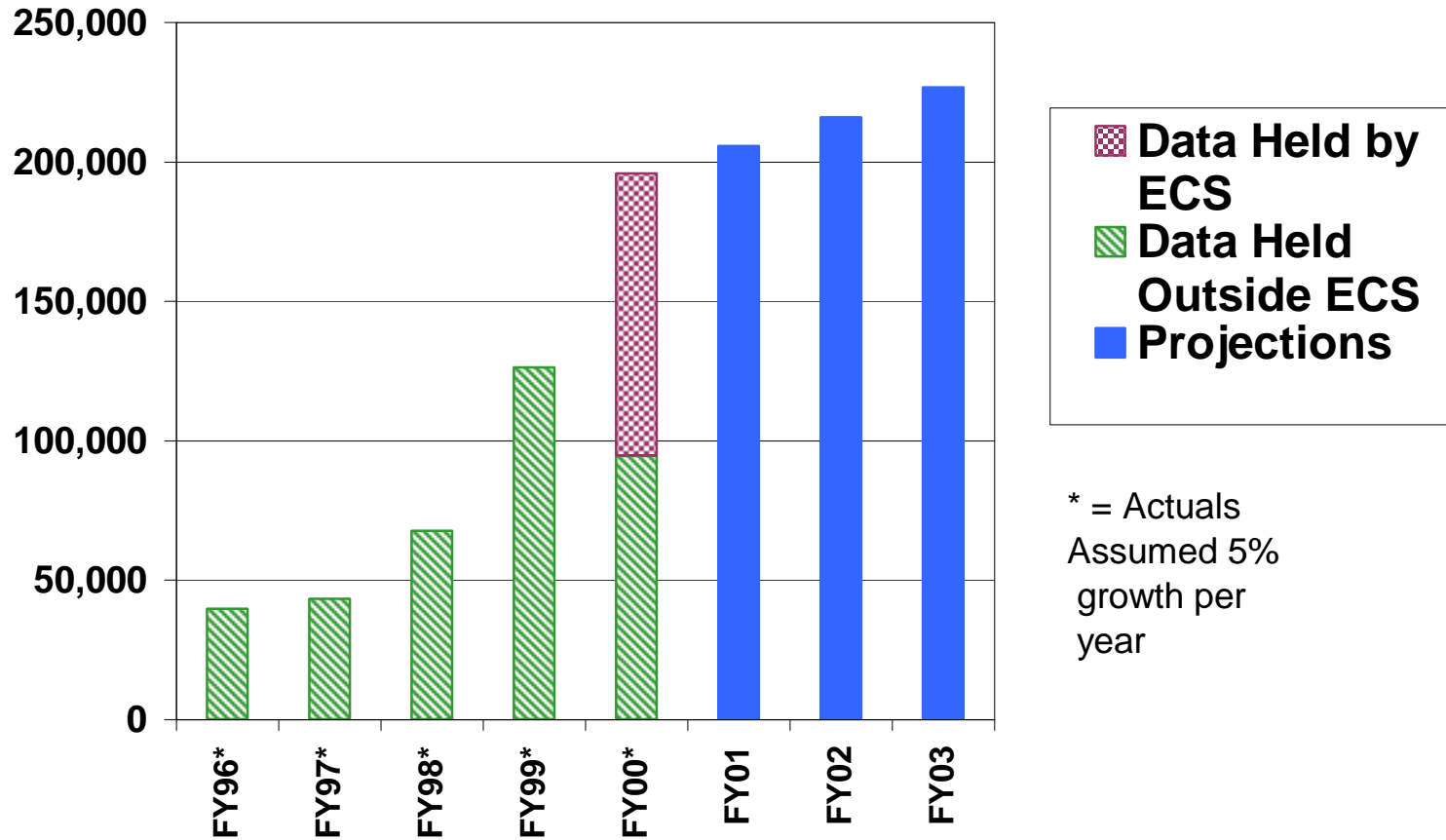
Accesses to the DAACs Including Web Hits (in thousands)



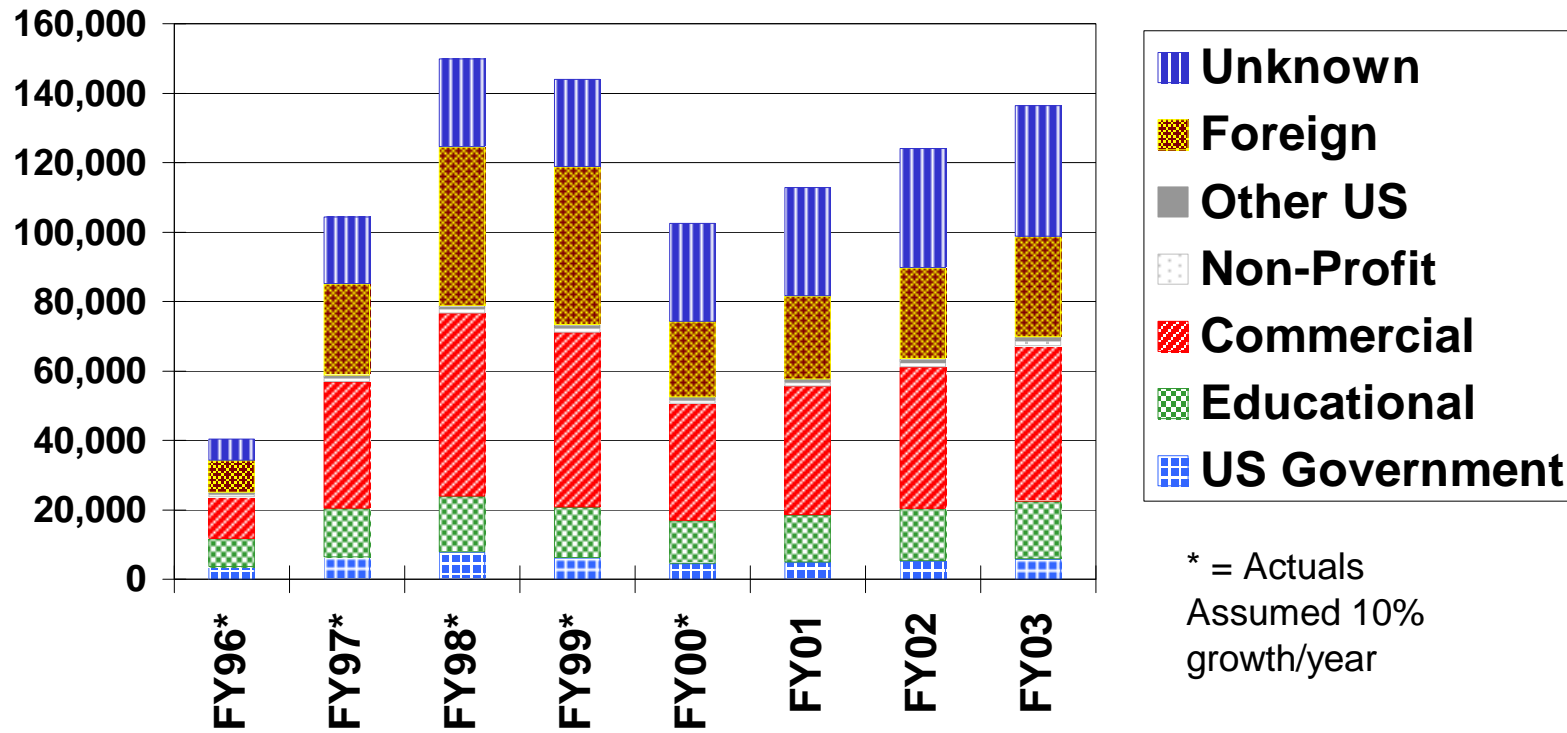
Number of Products Delivered by the DAACs (in thousands)



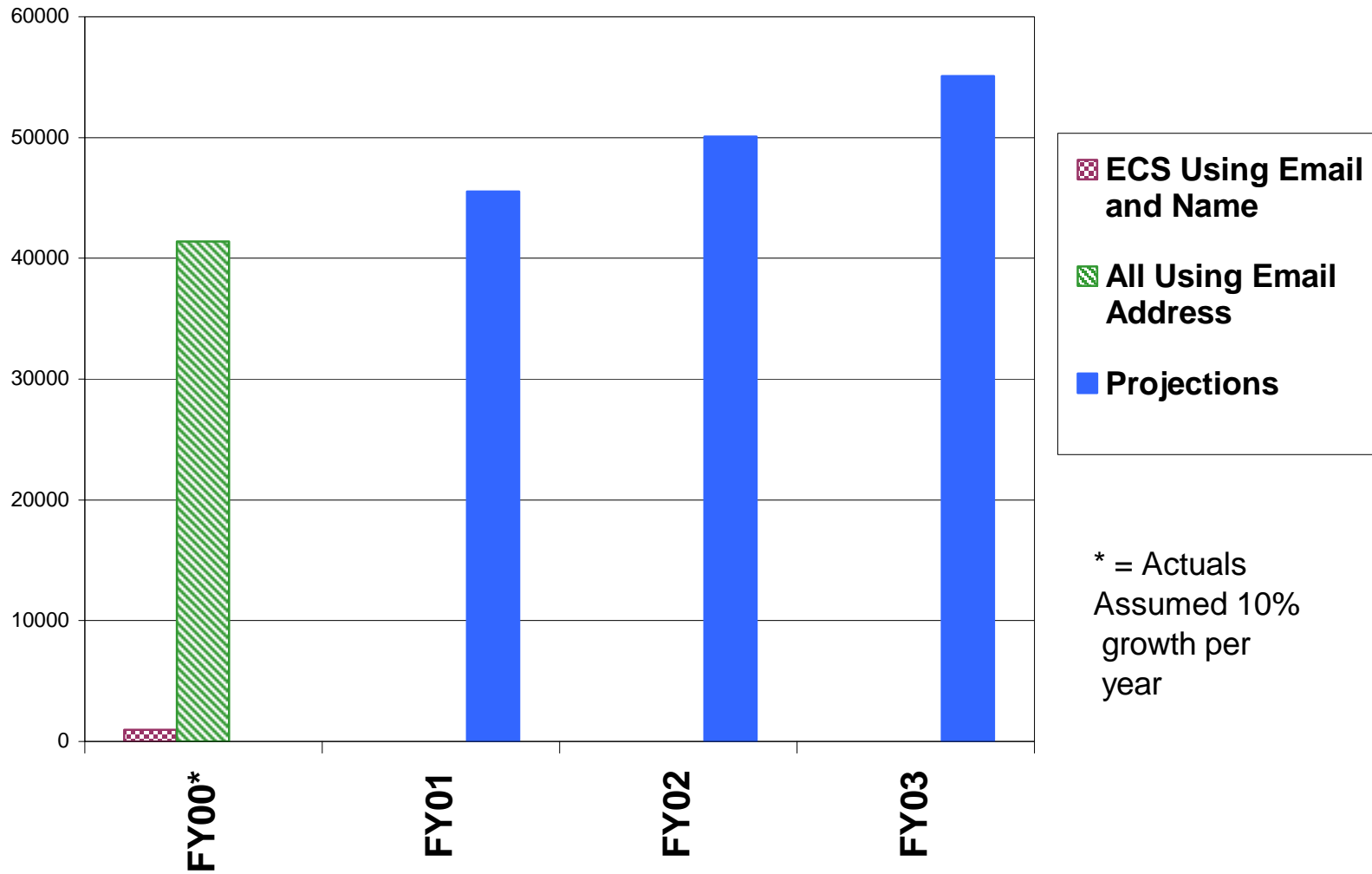
Volume Delivered from DAACs (in GB)



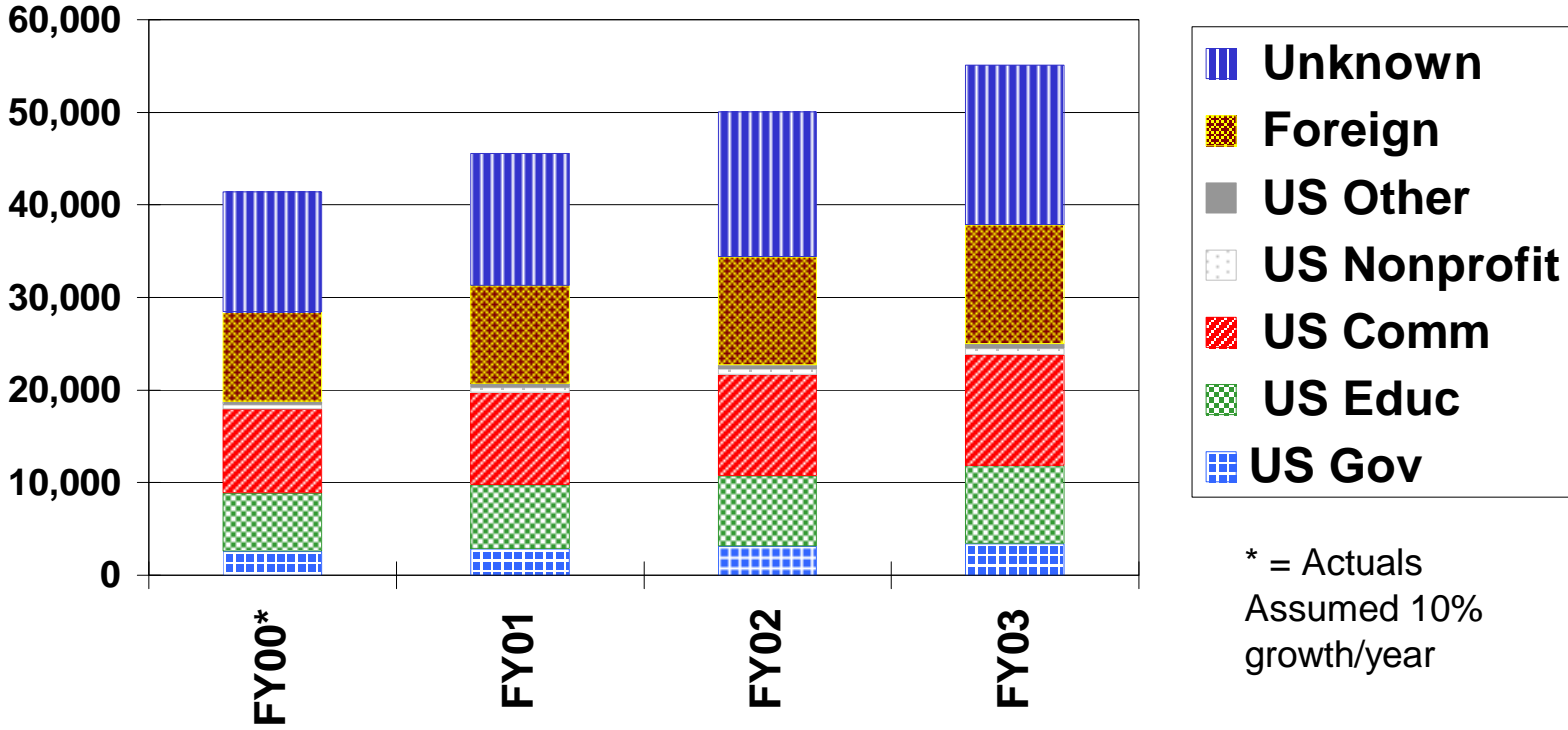
Characterization of All DAAC Users Requesting Products



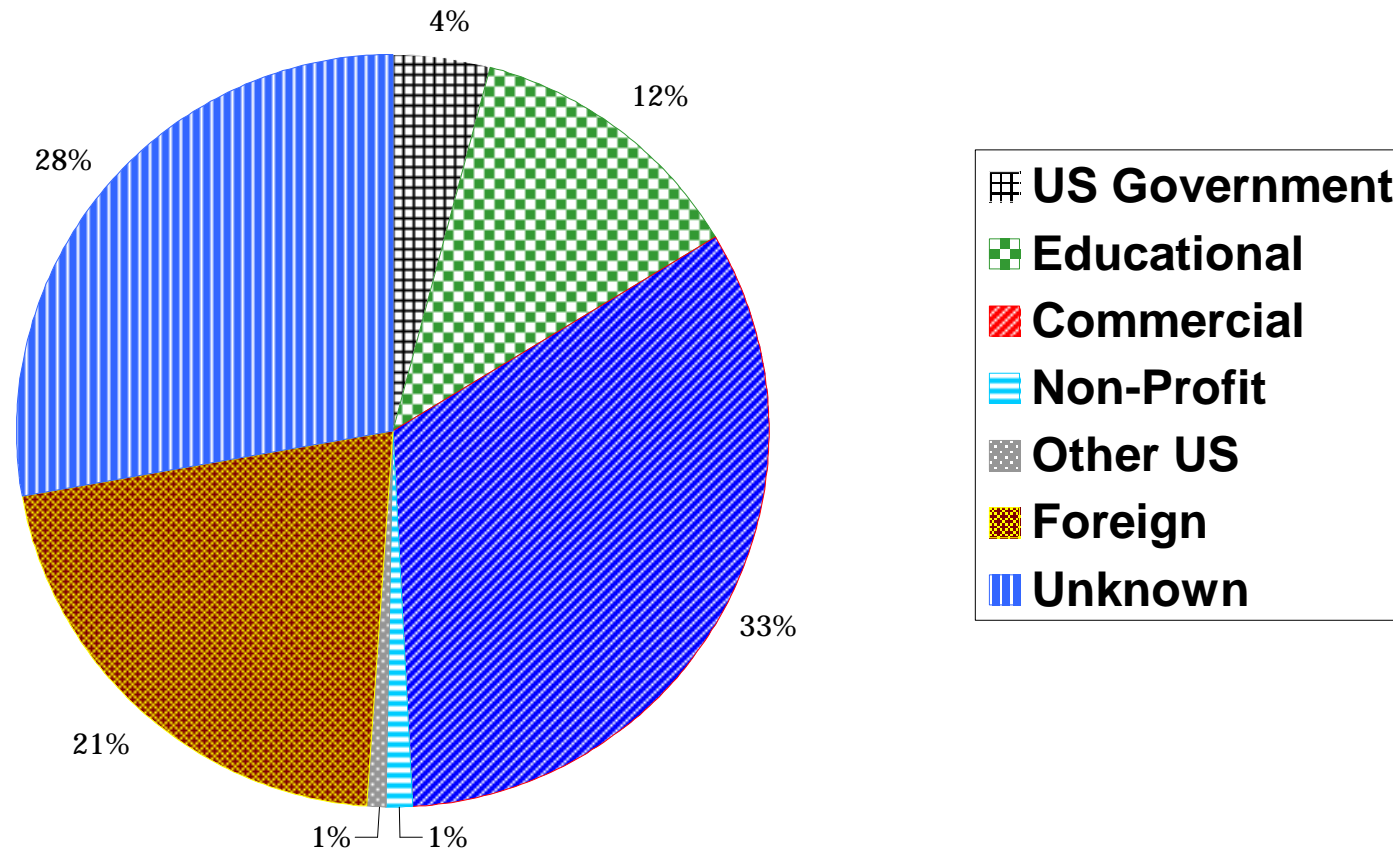
Number of Repeat Users Requesting Products



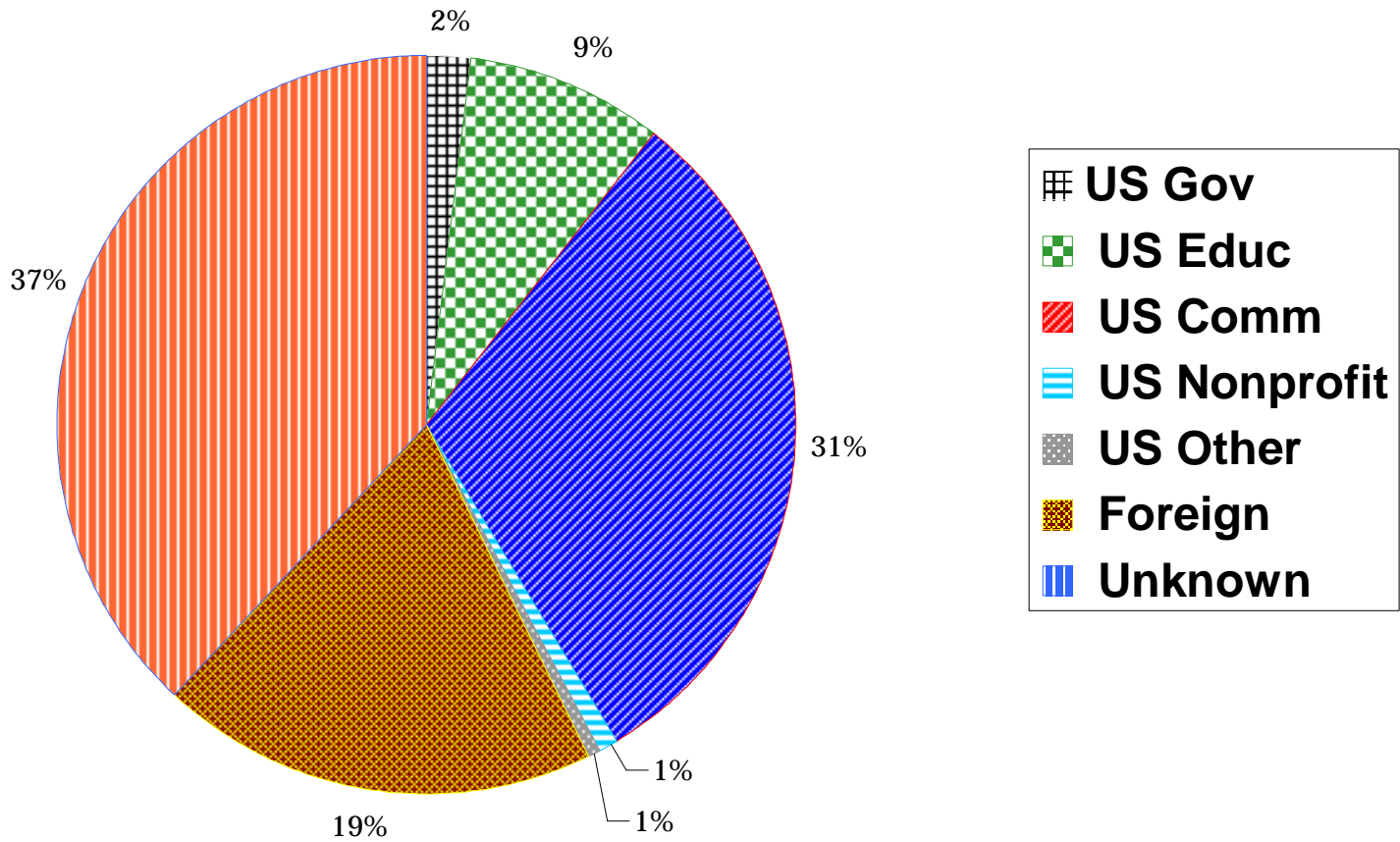
Characterization of Repeat DAAC Users Requesting Products



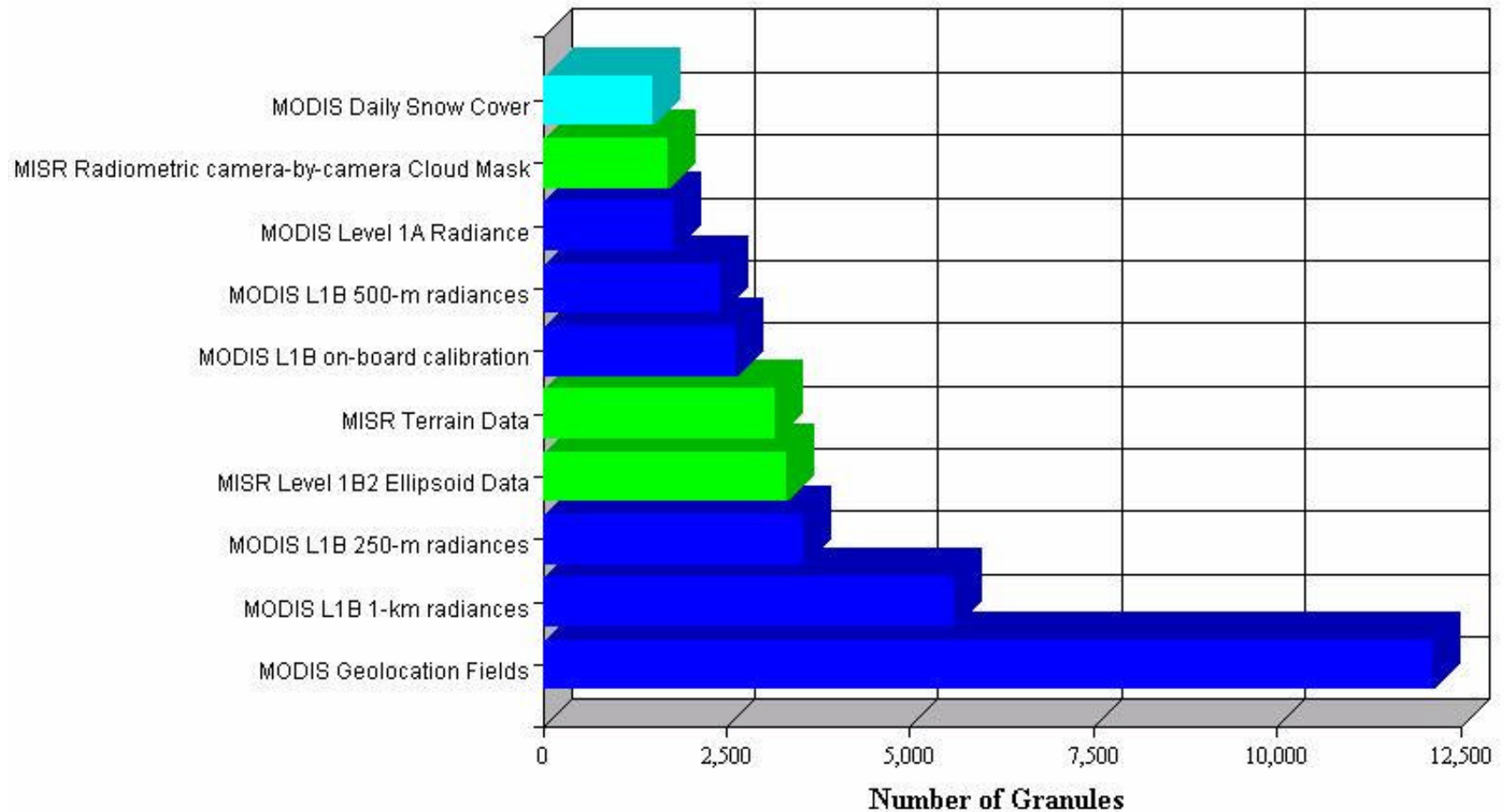
Characterization of All DAAC Users Requesting Products in FY00



Characterization of All Users Accessing DAACs in FY00



Top 10 User Requested Data Types from 02-24-2000 to 09-30-2000



GSFC



EDC



LARC



NSIDC